

G 500 G 1000




Single-phase stand hoists - capacity 500/1000 kg

Standard Equipment

- ✓ Single-phase 230V/50-60Hz electric motor
- ✓ IP67 plug
- ✓ Frame with 4 steel wheels
- ✓ Upper limit safety device
- ✓ Direct control with 3-pushbutton IP65 1.5-m pendant control
- ✓ Positioning brake
- ✓ Self-braking motor with magnetic device

Optional Accessories

- ✓ 500 kg gantry (G 500)
- ✓ 1000 kg gantry (G 1000)

-  **500 kg** (G 500)
1000 kg (G 1000)
-  **17 m/min** (G 500)
8.5 m/min (G 1000)
-  **42 m** (G 500)
21 m (G 1000)

Application

Thanks to their sturdy structure and powerful motor, G 500 and G 1000 are particularly suitable for heavy duty use on site.

Electric Motor SINGLE-PHASE



	SINGLE-PHASE		
	G 500	G 1000*	
Maximum capacity	kg	500	1000
Av. full load lifting speed	m/min	17	8.5
Max. working height	m	42	21
Ø steel rope	mm	6	6
Rope length	m	43	43
Electric power supply	V / Hz	230 / 50 Sph 230 / 60 Sph 110 / 50 Sph	230 / 50 Sph 230 / 60 Sph
Motor power rate	kW	1.5	1.5
Motor speed	rpm	1320	1320
Running current 230 V (110 V)	A	12 (23)	12
Machine weight	kg	71	75
SPL in operator's position	dB(A)	<72	<72
Dimensions w/l/h	mm	382/800/410	382/800/410
Packing dimensions w/l/h	mm	400/820/440	400/820/440

*Available only for non-EU Countries